

Section 1: Organization and Analysis

Contents



Key for Digital Components:

TB – Teacher Background Video
ML – Modeled Lesson Video
AL – Animated Lesson Video
VFT – Virtual Field Trip
SP – Skill Power Powerpoint
SS – Student Sample
CS – Downloadable/Printable Card Set

LESSON 1: Expository/Informative or Argument? **TB**

RI.6-8.5, RI.6-8.8 **W.6-8.1, W.6-8.2, W.6-8.4**

LESSON 2: Analyze a Strong Piece of Argument Writing: Rise and Shine **TB**

RI.6-8.5, RI.6-8.8, RI.6-8.8, RI.6-8.1

LESSON 3: Effective and Ineffective Argument

RI.6-8.1, RI.6-8.5, RI.6-8.8, RI.6-8.9 **W.6-8.1, W.6-8.2, W.6-8.4**

LESSON 4: Analyze a Strong Piece of Argument Writing: Animal Testing

RI.6-8.1, RI.6-8.2, RI.6-8.5, RI.6-8.8 **W.6-8.1, W.6-8.4**

LESSON 5: Pro or Con? What's Your Claim? **SP**

RI.6-8.1, RI.6-8.5, RI.6-8.8 **W.6-8.1**

LESSON 6: Acknowledge the Alternate Point of View **CS**

RI.6-8.2, RI.6-8.5, RI.6-8.6 **W.6-8.1a, W.6-8.4**


LESSON 7: Be Kind to Animals - Go Vegetarian

RI.6-8.2, RI.6-8.5, RI.6-8.6 **W.6-8.1, W.6-8.4**

LESSON 8: Cut and Paste Activity **TB, SS**

RI.6-8.5 **W.6-8.4**

Section 2: Distinctive Main Reasons



Contents

Key for Digital Components:

TB – Teacher Background Video
ML – Modeled Lesson Video
AL – Animated Lesson Video
VFT – Virtual Field Trip
SP – Skill Power Powerpoint
SS – Student Sample
CS – Downloadable/Printable Card Set

LESSON 1: Specific, Distinctive Main Reasons **SP**

RI.6-8.5, RI.6-8.8 **W.6-8.1b**

LESSON 2: Ask, List, Link, Choose **ML**

W.6-8.1b, c, W.6-8.5 **SL.6-8.1, SL.6-8.1c**

LESSON 3: Specific Distinctive Supporting Reasons

W.6-8.1b, W.6-8.5


LESSON 4: Strong Sentence Variety **ML, SP**

W.6-8.5, L.6-8.3

LESSON 5: Specific, Distinct Main Reasons

W.6-8.1b, W.6-8.5 **SL.6-8.1, SL.6-8.1c** **L.6-8.1, L.6-8.2, L.6-8.3a, L.6-8.3b, L.6-8.6**

Section 3: Audience Awareness



Contents

Key for Digital Components:

TB – Teacher Background Video
ML – Modeled Lesson Video
AL – Animated Lesson Video
VFT – Virtual Field Trip
SP – Skill Power Powerpoint
SS – Student Sample
CS – Downloadable/Printable Card Set

Introduction to Section 3: Audience Awareness

LESSON 1: Pro/Con - Know Both Sides of the Issue

RI6-8.6 **W6-8.1a, W6-8.1b**

LESSON 2: Pro/Con - Evaluating the Arguments of Others **SP**

RI6-8.4 **W6-8.6, W6-8.1a**

LESSON 3: Find the Critical Language

RI6-8.4, RI6-8.6 **W6-8.1a, W6-8.1c** **L6-8.5c**

LESSON 4: Connotation **SP**

RI6-8.4, RI6-8.5, RI6-8.6 **W6-8.1d, W8.6-8.4** **L6-8.5C**

LESSON 5: Word Choice

RI6-8.4, RI6-8.6 **W6-8.1c**

LESSON 6: Audience Awareness - Beyond the Obvious **CS**

RI6-8.3 **W6-8.4**

LESSON 7: Credible Group Lessons **SP**

RI6-8.3, RI6-8.6 **W6-8.1b**


LESSON 8: Calling in Other Experts

RI6-8.3, RI6-8.6 **W6-8.1b**

LESSON 9: Assume the Alternate Point of View

RI6-8.6 **W6-8.1a, b, c** **SL6-8.1**

Section 4: Supporting Evidence



Contents

Key for Digital Components:

TB – Teacher Background Video
ML – Modeled Lesson Video
AL – Animated Lesson Video
VFT – Virtual Field Trip
SP – Skill Power Powerpoint
SS – Student Sample
CS – Downloadable/Printable Card Set

Introduction to Section 4: Supporting Evidence **SP**

LESSON 1: Detail Generating Questions **ML, SS**

RI6-8.3, RI6-8.5, RI6-8.6 W6-8.1b, W6-8.4

LESSON 2: Amp Up Your Evidence **ML**

W6-8.1b, W6-8.4, W6-8.5 SL6-8.1, SL6-8.1c L6-8.1, L6-8.2, L6-8.3a, L6-8.3b

LESSON 3: Revising with Detail Generating Questions **ML**

W6-8.1b, W6-8.4, W6-8.5, W6-8.10 SL6-8.1, SL6-8.1c L6-8.1, L6-8.2, L6-8.3a

LESSON 4: What is First-Hand Evidence? Find the First-Hand Evidence

RI6-8.5 W6-8.1b, W6-8.7

LESSON 5: Identifying Expert Quotes, Facts and Statistics 1 & 2

RI6-8.5 W6-8.1b, W6-8.7, W6-8.8, W6-8.9

LESSON 6: Researching

W6-8.7, W6-8.8, W6-8.9


LESSON 7: Research Notes and Sample Scripted Modeling Lesson, Using Expert Quotes, Facts and Statistics 1 & 2

RI6-8.1 W6-8.1b, W6-8.1c, W6-8.7, W6-8.8, W6-8.9

LESSON 8: Putting it All Together

**W6-8.1b, c, W6-8.5, W6-8.7, W6-8.8, W6-8.9 SL6-8.1, SL6-8.1c
L6-8.1, L6-8.2, L6-8.3a, b, L6-8.6**

Section 5: Introductions and Conclusions



Contents

Key for Digital Components:

TB – Teacher Background Video
ML – Modeled Lesson Video
AL – Animated Lesson Video
VFT – Virtual Field Trip
SP – Skill Power Powerpoint
SS – Student Sample
CS – Downloadable/Printable Card Set

Introduction to Section 5: Introductions and Conclusions

LESSON 1: Analyzing Introduction Paragraphs

RI6-8.6 **W6-8.1a**

LESSON 2: Creating Powerful Leads 1, 2, 3 and 4

W6-8.1a

LESSON 3: Create a Powerful Lead, Revise Each Lead 1, 2 and 3

W6-8.1a, W6-8.5

LESSON 4: Issues & Claims **CS**

W6-8.1a, W6-8.4, W6-8.5, W6-8.10 **SL6-8.1, SL6-8.1c** **L6-8.1, L6-8.2, L6-8.3a, b, L6-8.6**

LESSON 5: Revising Weak Introductions

W6-8.1a, W6-8.5

LESSON 6: Conclusion Paragraphs

W6-8.1e

LESSON 7: Main Reasons and Conclusion

W6-8.1d, e, W6-8.4, W6-8.5, W6-8.1 **SL6-8.1, SL6-8.1c** **L6-8.1, L6-8.2, L6-8.3a, b, L6-8.6**


LESSON 8: Your Last Words

W6-8.1d, e, W6-8.4, W6-8.5, W6-8.10 **SL6-8.1, SL6-8.1c** **L6-8.1, L6-8.2, L6-8.3a, b, L6-8.6**

LESSON 9: Writing Conclusions

W6-8.1a, e, W6-8.4, W6-8.5, W6-8.10 **SL6-8.1, SL6-8.1c** **L6-8.1, L6-8.2, L6-8.3a, b, L6-8.6**

Section 6: Prompts



Contents

Key for Digital Components:

TB – Teacher Background Video
ML – Modeled Lesson Video
AL – Animated Lesson Video
VFT – Virtual Field Trip
SP – Skill Power Powerpoint
SS – Student Sample
CS – Downloadable/Printable Card Set

Introduction to Section 6: Prompts

LESSON 1: Finding Reliable Sources of Online Information

RI6-8.1, RI6-8.8 **W6-8.1, W6-8.6, W6-8.7, W6-8.8** **SL6-8.3**

LESSON 2: Using Second-Hand Evidence to Support Your Claim

RI6-8.1, RI6-8.7 **W6-8.1, W6-8.6, W6-8.7, W6-8.8**

LESSON 3: Integrating Information from Multiple Sources

RI6-8.1, RI6-8.7 **W6-8.1, W6-8.6, W6-8.7, W6-8.8, W6-8.10**

LESSON 4: Process Writing: Prewriting, Drafting, Revising, Rewriting, Publishing

W6-8.1, W6-8.1a, b, c, d, e, W6-8.4, W6-8.5, W6-8.6, W6-8.7, W6-8.8, W6-8.9, W6-8.10
SL6-8.1, SL6-8.1c, SL6-8.4, SL6-8.5 **L6-8.1, L6-8.2, L6-8.3a, b, L6-8.5c, L6-8.6**