




Meet the Hub.

Your all-in-one solution for empowering educators to nurture strong writing and reading skills in every student.

As educators ourselves, we understand how busy a teacher's day can be, and we know the best teaching tools are easy to use. That's why we created the Hub: a convenient platform that provides instant access to digital teaching guides, lesson plans, scope and sequence documents, rubrics, and vertically aligned K-8 instructional tools.





Strengthen your teaching skills with proven tips and techniques.

The Hub includes dynamic video that showcases modeled lessons, coaching segments, troubleshooting, and teacher background tips. You'll get a deeper understanding of every topic in our curriculum, and learn the best way to transfer your knowledge to students in the classroom.


Teacher Background

Refresh and renew your teaching with these bite-sized segments designed to prepare and inform your instruction.



Modeled Lessons

Watch actual classroom footage of foundational skills taught by Empowering Writers certified instructors—insight you can apply immediately.



On-Demand Professional Learning

Tips

Elevate your teaching practices with valuable overviews, pacing advice, and troubleshooting tips from Empowering Writers master teachers.



Bring learning to life with fresh and engaging teaching tools.

The Hub transforms learning through vibrant videos, animations, and multi-sensory experiences that explore and explain the essentials of good writing while nurturing each reader's growth. Discover teacher-focused, classroom-based videos that showcase real-world strategies for teaching narrative, informational, opinion, and argumentative writing, as well as grammar, editing, and revising skills.

Virtual Field Trips

Engage students with multi-sensory experiences that provide essential background information on topics prior to reading the text, annotation and analysis.



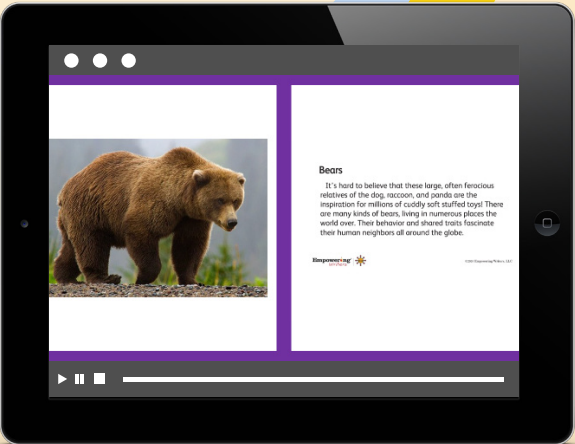
Direct to Student Content

Skill Power! PowerPoints

Introduce key skill areas in the writing process with topic-specific presentations.

Narrated Text

Help your students experience text through audio narration as they read along.





Help every student learn the necessary foundational writing skills.

As an educator, you know every student learns differently. That's why the Hub offers a wealth of content to support diverse learning styles at every grade level, all while delivering foundational and skill-building content.

Genre-Specific Lessons

Strengthen students' understanding of each writing genre—including narrative, informational, opinion, argumentative, and response to text.


Lesson 6: Writing Response to Paragraphs

Objective

Students become familiar with several techniques for crafting Response to Text introduction paragraphs and, in directed fashion, compose one.

Procedure


1. Explain to students that when writing in response to text their introduction should be straight-forward, addressing each given and variable in the assignment. Photocopy and distribute copies of Strategies for Crafting a Response to Text Introduction, pp. 404-405.
2. Walk students through Strategies for Crafting a Response to Text Introduction, discussing each step, reading the examples, and pointing out way each technique is applied in the sample response.



Strategies and Lessons


Mentor Texts

Provide plenty of opportunity to annotate and analyze author's craft.



Graphic Organizers

Simple Graphic Organizers that highlight the underlying structure of specific genres—a great reading and writing tool.



Step-by-Step Lesson Plans

Meet writing instruction goals with clear, measurable objectives and actionable strategies.

