
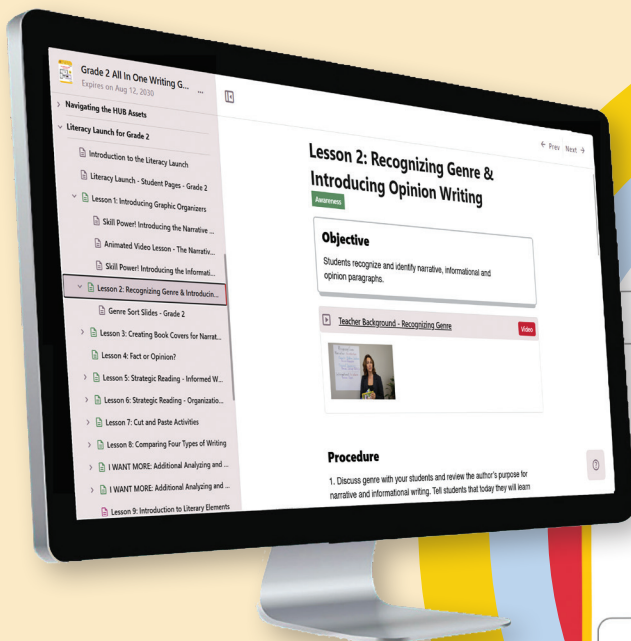




# Everything educators need to build strong writing skills, all in one convenient online location.

As educators ourselves, we understand how busy a teacher's day can be, and we know that the best teaching tools are easy to use. That's why we created the Hub: a centralized, convenient platform that provides instant access to digital teaching guides, lesson plans, scope and sequence documents, rubrics, and instructional tools—all in one place. Instruction is vertically aligned, ensuring that teaching is scaffolded year after year.





# Strengthen your teaching skills with proven tips and techniques.

The Hub includes dynamic video that showcases modeled lessons, coaching segments, troubleshooting, and other instructional support. You'll get a deeper understanding of every topic in our curriculum, and learn the best way to transfer your knowledge to students in the classroom.

## Teacher Background

Refresh and renew your teaching with these bite-sized segments designed to prepare and inform your instruction.


1



## Modeled Lessons

Watch actual classroom footage of foundational skills taught by Empowering Writers certified instructors—insight you can apply immediately.

2

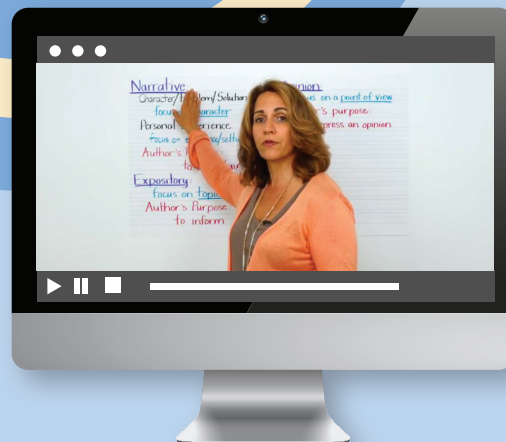


## Professional Development

## Tips

Elevate your teaching practices with valuable overviews, pacing advice, and troubleshooting tips from Empowering Writers master teachers.

3





# Bring learning to life with fresh and engaging teaching tools.

The Hub brings learning to life through videos, animation, and multi-sensory experiences that explore and explain the components of good writing. You will also find teacher-focused, classroom-based videos that provide real-world examples on how to teach narrative, informational, opinion, and argumentative writing skills, as well as editing and revising.

## Virtual Field Trips

Engage students with multi-sensory experiences that provide essential background information on topics prior to text annotation and analysis.



## Skill Power! PowerPoints

Introduce key skill areas in the writing process with topic-specific presentations.

## Direct to Student Content

## Narrated Text

Help your students experience text on another level through audio narration





# Help every student learn the necessary foundational writing skills.

As a teacher, you know every student learns differently. That's why the Hub offers a wealth of multimedia content to support diverse learning styles at every grade level, all while delivering foundational and skill-building content.

## Genre-Specific Lessons

Strengthen students' understanding of each writing genre—including narrative, informational, opinion, and argumentative.

### Lesson 6: Writing Response to Paragraphs

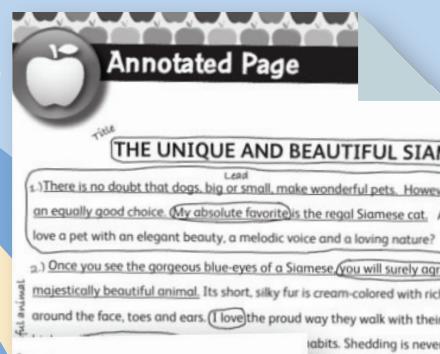
#### Objective

Students become familiar with several techniques for crafting Response to Text introduction paragraphs and, in directed fashion, compose one.

#### Procedure

1. Explain to students that when writing in response to text their introduction should be straight-forward, addressing each given and variable in the assignment. Photocopy and distribute copies of Strategies for Crafting a Response to Text Introduction, pp. 404-405.
2. Walk students through Strategies for Crafting a Response to Text Introduction, discussing each step, reading the examples, and pointing out way each technique is applied in the sample response.

1



## Strategies and Lessons

2

### Mentor Texts

Provide plenty of opportunity to annotate and analyze author's craft.

### Sample Scripted Lesson On Givens and Variables

**Teacher:** As you continue through school, into college or work, you'll be required to not only write reports or essays, but to use books and online articles as sources of information to include in your paper. In class we're going to begin to look at the best way to approach the kinds of assignments you'll be facing, and to analyze these assignments in order for you to respond appropriately. Let's look at some typical assignments and figure out how to do the kind of detective work that makes for effective written responses. Take a look at this assignment...

(Projects or displays the following assignment/prompt and reads it aloud.)

**You've read two texts about migration in nature. Write an essay describing two different kinds of creatures that migrate. Be sure to include examples from both texts.**

**Student:** But we didn't read anything about migration!

**Teacher:** You're right. If I expected you to write a response to this assignment you would have had to read both texts. But I'm not asking you to actually write an essay about this. Instead we're just going to analyze the assignment.

**Student:** Phew!

**Teacher:** Before we get any further, would you say you're being asked to write a narrative or an expository response? Are you being asked to write a story or provide information?

**Student:** Provide information. That would be an expository response.

4

## Structured Lessons

Target each skill necessary for effective writing and strategic reading.

### Whole Class Activity

- Distribute and discuss Strategies for Response to Text
- Model Writing Response to Text
- Guided practice

3

### Step-by-step Lesson Plans

Meet writing instruction goals with clear, measurable objectives and actionable strategies

